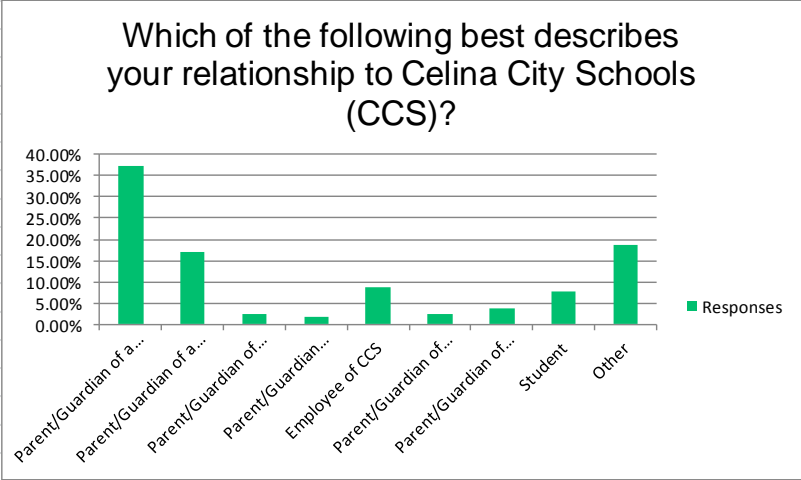
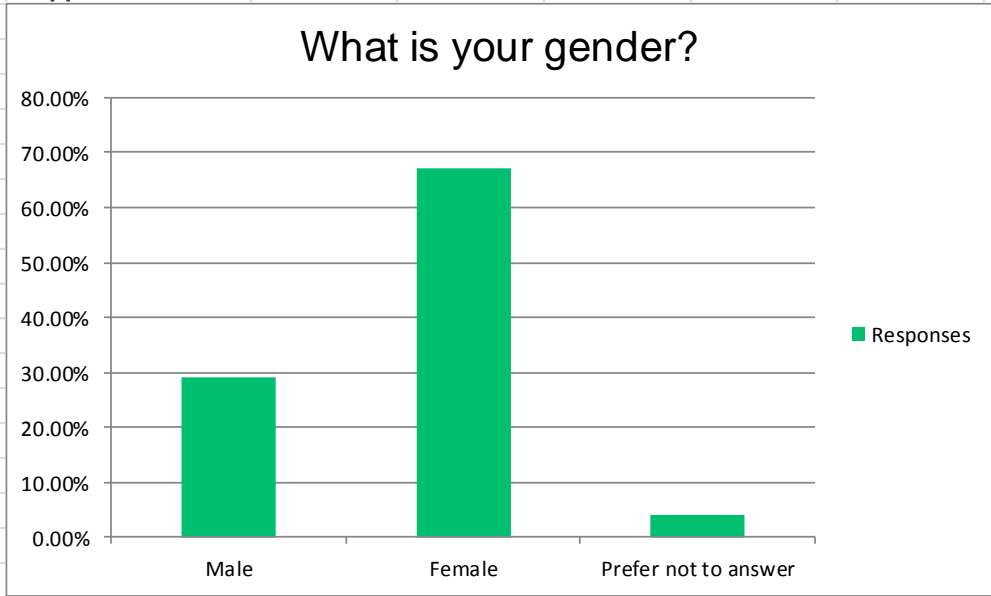


Celina City Schools community survey							
1	Which of the following best describes your relationship to Celina City Schools (CCS)?	Survey Monkey	Hard Copies	Combined Responses			
Answer Choices							
A	Parent/Guardian of a current CCS student	40.58%	474	17.01%	33	37.22%	507
B	Parent/Guardian of a former CCS student	12.59%	147	42.78%	83	16.89%	230
C	Parent/Guardian of children currently enrolled in another school district	2.74%	32	0.52%	1	2.42%	33
D	Parent/Guardian whose children did not attend CCS	1.97%	23	1.03%	2	1.84%	25
E	Employee of CCS	9.67%	113	4.12%	8	8.88%	121
F	Parent/Guardian of current CCS student and employee of CCS	2.57%	30	1.55%	3	2.42%	33
G	Parent/Guardian of former CCS student and employee of CCS	2.91%	34	8.76%	17	3.74%	51
H	Student	9.25%	108	0.00%	0	7.93%	108
I	Other	17.72%	207	24.23%	47	18.65%	254
Answered			1168	98.48%	194		1362
Skipped			2		3		5



Celina City Schools community survey							
2 What is your gender?							
		Survey Monkey		Hard Copies		Combined	
Answer Choices		Responses					
M	Male	27.81%	324	35.71%	70	28.95%	394
F	Female	68.84%	802	56.12%	110	67.01%	912
P	Prefer not to answer	3.35%	39	8.16%	16	4.04%	55
Answered			1165	99.49%	196		1361
Skipped			5		1		6



Celina City Schools community survey						
3 How many children ages 5 to 18 do you have?						
	Survey Monkey		Hard Copies		Combined Responses	
Answer Choices						
1 One (1)	18.10%	211	10.42%	20	17.01%	231
2 Two (2)	21.10%	246	5.73%	11	18.92%	257
3 Three (3)	10.12%	118	3.13%	6	9.13%	124
4 Four (4)	3.52%	41	2.08%	4	3.31%	45
M More than Four (>4)	1.89%	22	0.00%	0	1.62%	22
N None	45.28%	528	78.65%	151	50.00%	679
Answered		1166	97.46%	192		1358
Skipped		4		5		9

How many children ages 5 to 18 do you have?

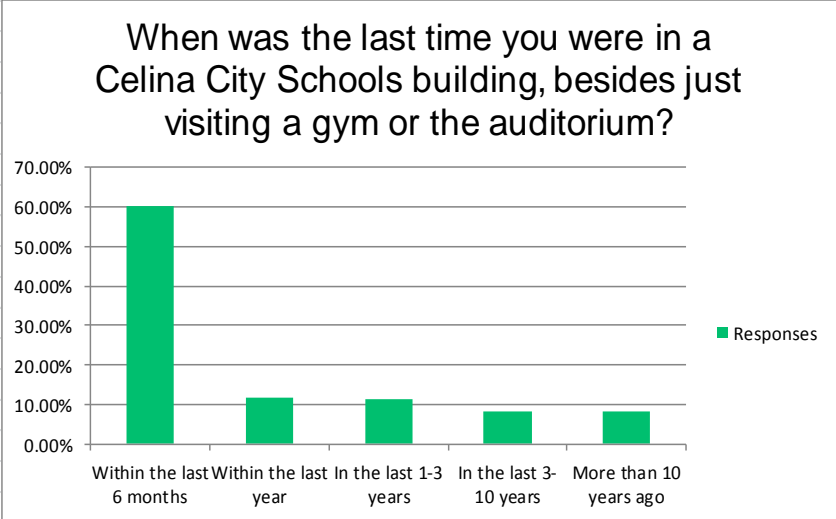
Answer Choice	Percentage
One (1)	17.01%
Two (2)	18.92%
Three (3)	9.13%
Four (4)	3.31%
More than Four (>4)	1.62%
None	50.00%

Celina City Schools community survey							
4 What is the grade level of your child(ren)? Select all that apply							
		Survey Monkey		Hard Copies		Combined	
Answer Choices		Responses				Responses	
P	Primary School	37.13%	287	5.58%	11	36.61%	298
E	Elementary School	28.07%	217	3.55%	7	27.52%	224
I	Intermediate School	21.60%	167	2.03%	4	21.01%	171
M	Middle School	26.26%	203	2.54%	5	25.55%	208
H	High School	44.76%	346	7.11%	14	44.23%	360
S	Answered		773	20.81%	41		814
	Skipped		397		156		553

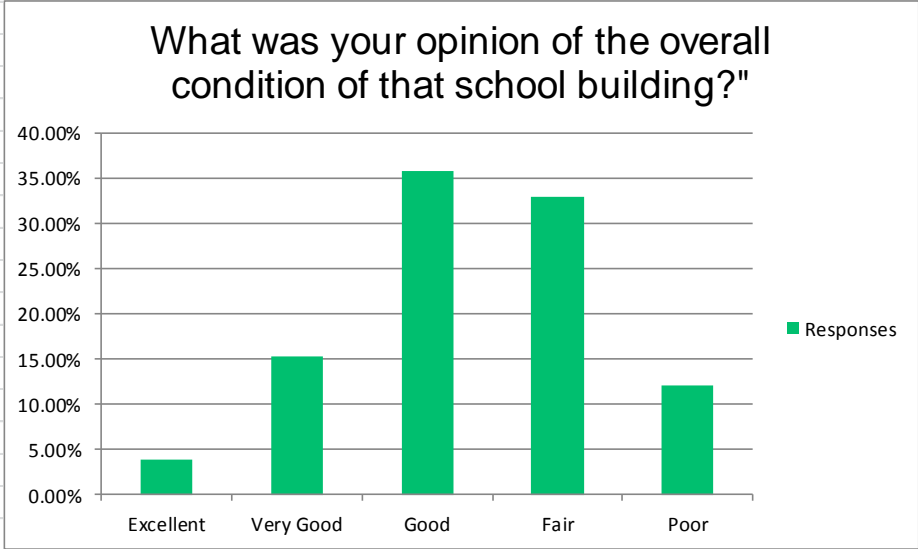
**What is the grade level of your child(ren)?
Select all that apply**

Grade Level	Percentage
Primary School	37.13%
Elementary School	28.07%
Intermediate School	21.60%
Middle School	26.26%
High School	44.76%

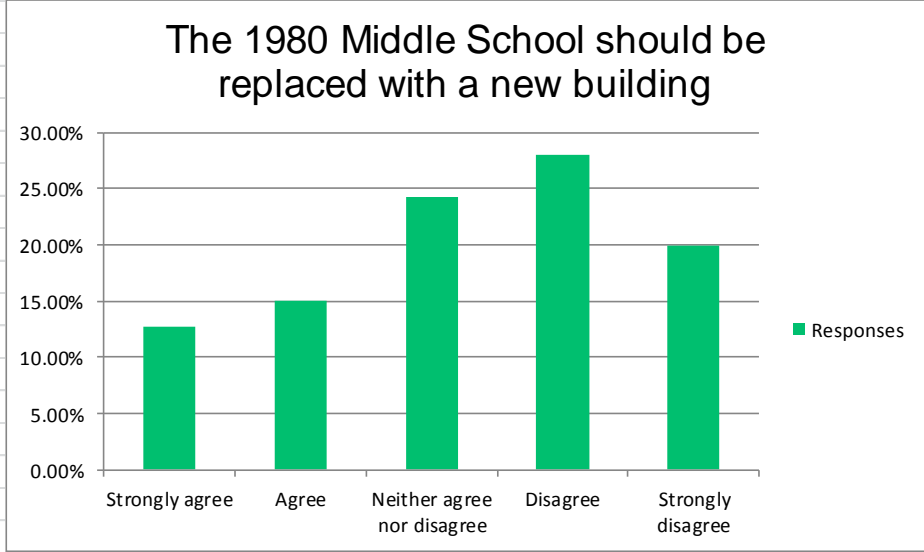
Celina City Schools community survey							
5 When was the last time you were in a Celina City Schools building, besides just visiting a gym or the auditorium?							
		Survey Monkey		Hard Copies		Combined Responses	
Answer Choices							
A	Within the last 6 months	64.66%	752	33.50%	66	60.15%	818
B	Within the last year	11.78%	137	13.20%	26	11.99%	163
C	In the last 1-3 years	10.83%	126	15.74%	31	11.54%	157
D	In the last 3-10 years	7.05%	82	14.72%	29	8.16%	111
E	More than 10 years ago	6.19%	72	19.80%	39	8.16%	111
Answered			1163	96.95%	191		1360
Skipped			7		6		13



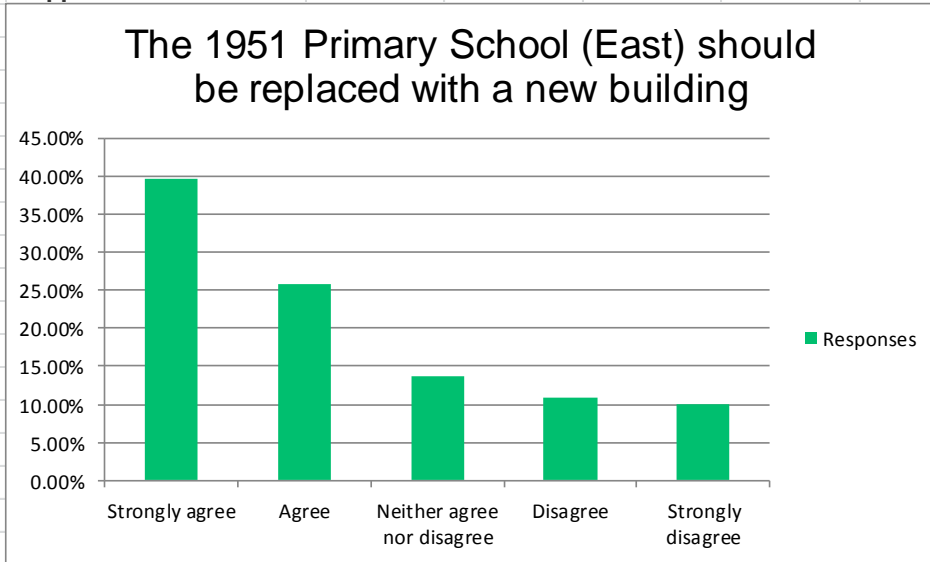
Celina City Schools community survey							
6 What was your opinion of the overall condition of that school building?"							
		Survey Monkey		Hard Copies		Combined	
Answer Choices:		Responses					
A	Excellent	3.35%	39	7.11%	14	3.84%	53
B	Very Good	13.93%	162	25.38%	50	15.35%	212
C	Good	36.20%	421	37.06%	73	35.77%	494
D	Fair	35.77%	416	19.80%	39	32.95%	455
E	Poor	13.50%	157	5.08%	10	12.09%	167
Answered			1163	94.42%	186		1381
Skipped			7		11		18



Celina City Schools community survey							
7	The 1980 Middle School should be replaced with a new building						
		Survey Monkey		Hard Copies		Combined Responses	
Answer Choices							
A	Strongly agree	13.84%	161	5.58%	11	12.68%	172
B	Agree	16.60%	193	5.58%	11	15.04%	204
C	Neither agree nor disagree	25.28%	294	17.77%	35	24.26%	329
D	Disagree	27.60%	321	29.95%	59	28.02%	380
E	Strongly disagree	16.68%	194	39.09%	77	19.99%	271
Answered			1163	97.97%	193		1356
Skipped			7		4		11



Celina City Schools community survey							
8 The 1951 Primary School (East) should be replaced with a new building							
Answer Choices		Survey Monkey		Hard Copies		Combined Responses	
A	Strongly agree	41.48%	482	27.41%	54	39.56%	536
B	Agree	26.25%	305	22.84%	45	25.83%	350
C	Neither agree nor disagree	13.77%	160	13.71%	27	13.80%	187
D	Disagree	10.41%	121	13.20%	26	10.85%	147
E	Strongly disagree	8.09%	94	20.81%	41	9.96%	135
Answered			1162	97.97%	193		1355
Skipped			8		4		12

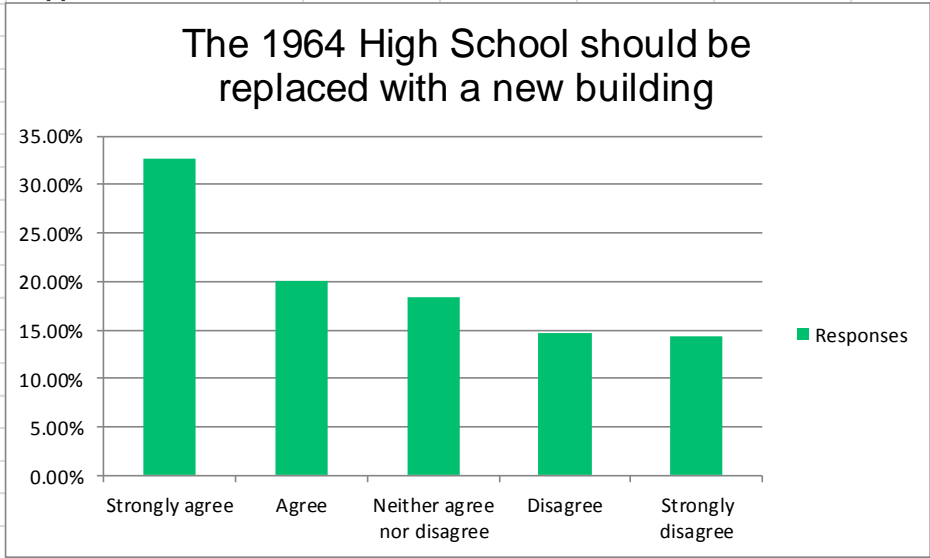


Celina City Schools community survey							
9 The 1957 Elementary School (West) should be replaced with a new building							
		Survey Monkey		Hard Copies		Combined	
Answer Choices		Responses					
A	Strongly agree	42.39%	493	27.41%	54	40.34%	547
B	Agree	25.80%	300	25.89%	51	25.88%	351
C	Neither agree nor disagree	14.96%	174	13.20%	26	14.75%	200
D	Disagree	9.29%	108	11.17%	22	9.59%	130
E	Strongly disagree	7.57%	88	20.30%	40	9.44%	128
Answered			1163	97.97%	193		1356
Skipped			7		4		11

**The 1957 Elementary School (West)
should be replaced with a new building**

Response Choice	Percentage
Strongly agree	42.39%
Agree	25.80%
Neither agree nor disagree	14.96%
Disagree	9.29%
Strongly disagree	7.57%

Celina City Schools community survey							
10	The 1964 High School should be replaced with a new building						
		Survey Monkey		Hard Copies		Combined Responses	
Answer Choices							
A	Strongly agree	34.71%	404	19.29%	38	32.60%	442
B	Agree	21.22%	247	12.18%	24	19.99%	271
C	Neither agree nor disagree	18.73%	218	15.74%	31	18.36%	249
D	Disagree	14.00%	163	18.78%	37	14.75%	200
E	Strongly disagree	11.34%	132	31.47%	62	14.31%	194
Answered			1164	97.46%	192		1356
Skipped			6		5		11

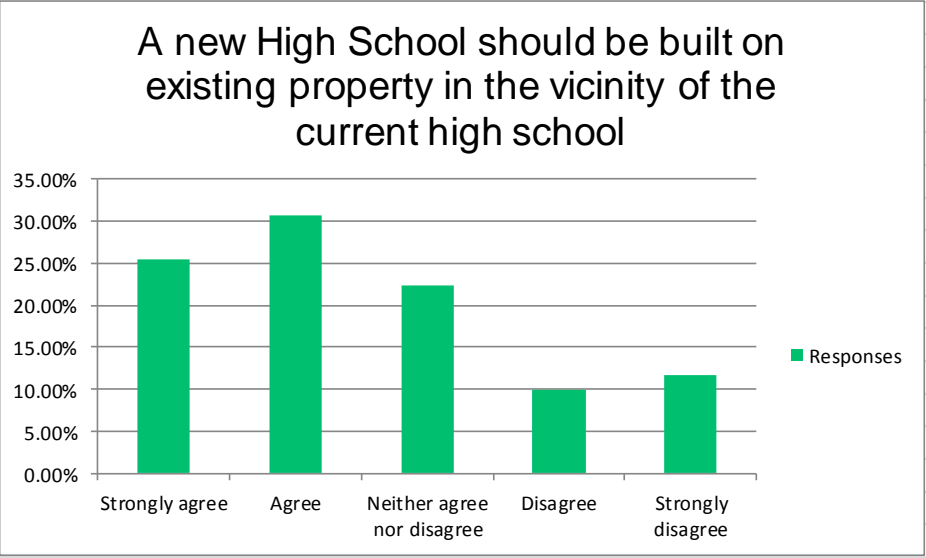


Celina City Schools community survey							
11	A new High School should be built somewhere on the outskirts of the City						
Answer Choices		Survey Monkey		Hard Copies		Combined Responses	
A	Strongly agree	7.07%	82	7.11%	14	7.11%	96
B	Agree	10.43%	121	7.11%	14	9.99%	135
C	Neither agree nor disagree	25.26%	293	20.81%	41	24.72%	334
D	Disagree	33.97%	394	22.84%	45	32.49%	439
E	Strongly disagree	23.28%	270	39.09%	77	25.68%	347
Answered			1160	96.95%	191		1351
Skipped			10		6		16

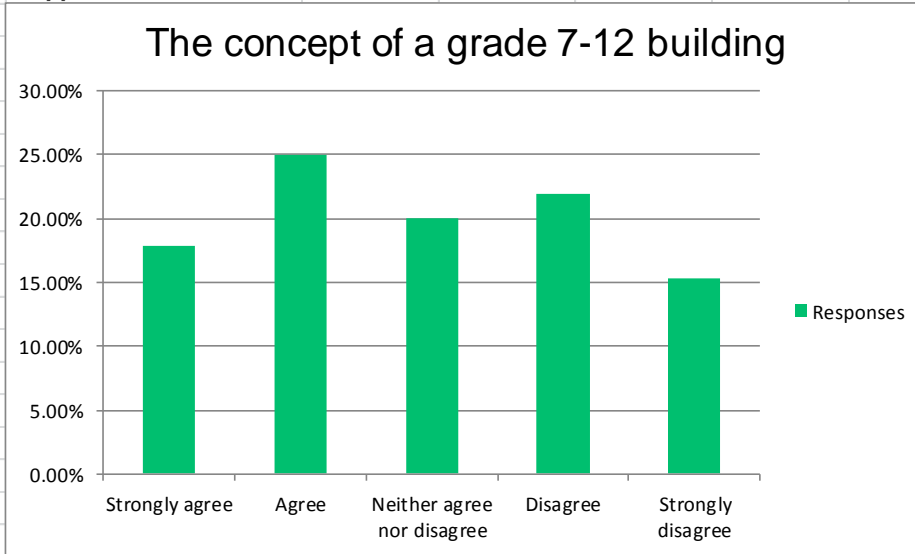
A new High School should be built somewhere on the outskirts of the City

Answer Choice	Percentage
Strongly agree	7.07%
Agree	10.43%
Neither agree nor disagree	25.26%
Disagree	33.97%
Strongly disagree	23.28%

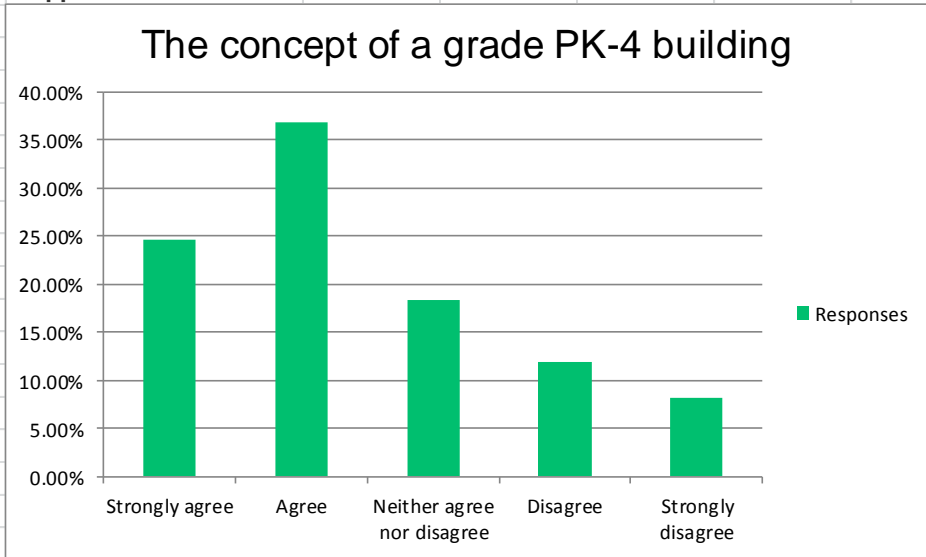
Celina City Schools community survey							
12	A new High School should be built on existing property in the vicinity of the current high school						
		Survey Monkey		Hard Copies		Combined Responses	
	Answer Choices						
A	Strongly agree	27.09%	315	15.23%	30	25.52%	345
B	Agree	32.07%	373	20.81%	41	30.62%	414
C	Neither agree nor disagree	22.61%	263	19.29%	38	22.26%	301
D	Disagree	9.03%	105	14.72%	29	9.91%	134
E	Strongly disagree	9.20%	107	25.89%	51	11.69%	158
	Answered		1163	95.94%	189		1352
	Skipped		7		8		15



Celina City Schools community survey							
13	The concept of a grade 7-12 building						
Answer Choices		Survey Monkey		Hard Copies		Combined Responses	
A	Strongly agree	18.90%	220	10.66%	21	17.83%	241
B	Agree	26.20%	305	16.24%	32	24.93%	337
C	Neither agree nor disagree	19.76%	230	20.81%	41	20.04%	271
D	Disagree	21.31%	248	24.37%	48	21.89%	296
E	Strongly disagree	13.83%	161	23.35%	46	15.31%	207
Answered			1164	95.43%	188		1352
Skipped			6		9		15



Celina City Schools community survey								
14	The concept of a grade PK-4 building		Survey Monkey		Hard Copies		Combined Responses	
Answer Choices								
A	Strongly agree	26.12%	304	14.21%	28	24.59%	332	
B	Agree	38.75%	451	23.35%	46	36.81%	497	
C	Neither agree nor disagree	17.70%	206	21.83%	43	18.44%	249	
D	Disagree	11.17%	130	16.24%	32	12.00%	162	
E	Strongly disagree	6.27%	73	18.78%	37	8.15%	110	
Answered			1164	94.42%	186		1350	
Skipped			6		11		17	

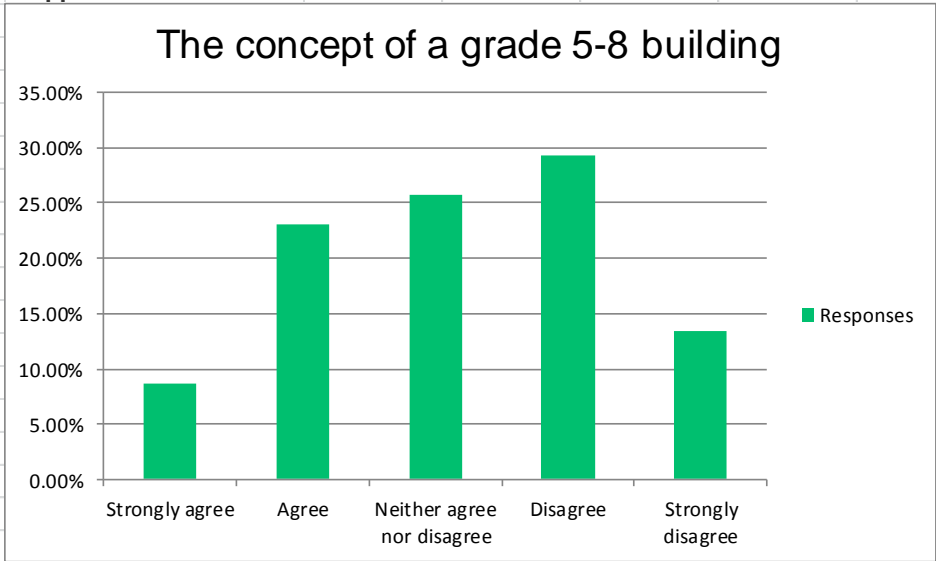


Celina City Schools community survey							
15 The concept of a grade PK-6 building							
		Survey Monkey		Hard Copies		Combined Responses	
Answer Choices							
A	Strongly agree	24.03%	280	11.68%	23	22.39%	303
B	Agree	27.38%	319	18.78%	37	26.31%	356
C	Neither agree nor disagree	20.43%	238	22.84%	45	20.92%	283
D	Disagree	19.66%	229	18.78%	37	19.66%	266
E	Strongly disagree	8.50%	99	23.35%	46	10.72%	145
Answered			1165	95.43%	188		1353
Skipped			5		9		14

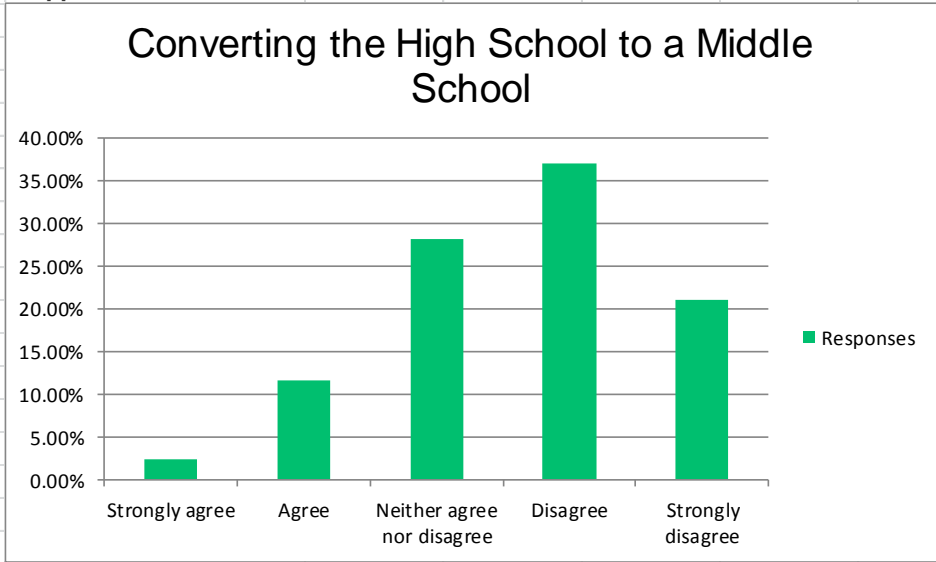
The concept of a grade PK-6 building

Answer Choice	Percentage
Strongly agree	22.39%
Agree	26.31%
Neither agree nor disagree	20.92%
Disagree	19.66%
Strongly disagree	10.72%

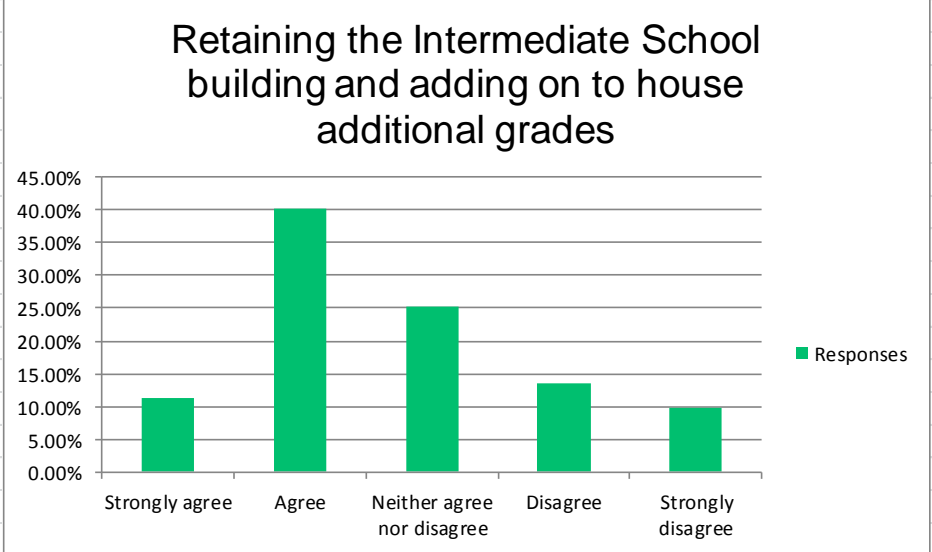
Celina City Schools community survey							
16	The concept of a grade 5-8 building						
		Survey Monkey		Hard Copies		Combined Responses	
Answer Choices							
A	Strongly agree	9.36%	109	3.55%	7	8.61%	116
B	Agree	23.80%	277	17.26%	34	23.07%	311
C	Neither agree nor disagree	25.86%	301	23.35%	46	25.74%	347
D	Disagree	29.30%	341	26.90%	53	29.23%	394
E	Strongly disagree	11.68%	136	22.34%	44	13.35%	180
Answered			1164	93.40%	184		1348
Skipped			6		13		19



Celina City Schools community survey							
17	Converting the High School to a Middle School						
Answer Choices		Survey Monkey		Hard Copies		Combined Responses	
A	Strongly agree	2.32%	27	3.05%	6	2.44%	33
B	Agree	11.85%	138	9.64%	19	11.62%	157
C	Neither agree nor disagree	28.76%	335	22.34%	44	28.05%	379
D	Disagree	37.42%	436	31.47%	62	36.86%	498
E	Strongly disagree	19.66%	229	27.92%	55	21.02%	284
Answered			1165	94.42%	186		1351
Skipped			5		11		16



Celina City Schools community survey							
18	Retaining the Intermediate School building and adding on to house additional grades						
Answer Choices		Survey Monkey		Hard Copies		Combined Responses	
A	Strongly agree	11.49%	134	9.64%	19	11.32%	153
B	Agree	40.74%	475	34.01%	67	40.09%	542
C	Neither agree nor disagree	25.73%	300	20.30%	40	25.15%	340
D	Disagree	13.46%	157	13.20%	26	13.54%	183
E	Strongly disagree	8.58%	100	17.26%	34	9.91%	134
Answered			1166	94.42%	186		1352
Skipped			4		11		15



Celina City Schools community survey						
19	Creating a PK-6 campus on the west side and a 7-12 campus on the east side					
		Survey Monkey		Hard Copies		Combined Responses
	Answer Choices					
A	Strongly agree	15.66%	182	13.20%	26	15.50% 208
B	Agree	28.92%	336	16.24%	32	27.42% 368
C	Neither agree nor disagree	27.45%	319	25.38%	50	27.50% 369
D	Disagree	14.89%	173	16.24%	32	15.28% 205
E	Strongly disagree	13.08%	152	20.30%	40	14.31% 192
	Answered		1162	91.37%	180	1342
	Skipped		8		17	25

Creating a PK-6 campus on the west side and a 7-12 campus on the east side

Response Choice	Percentage
Strongly agree	15.66%
Agree	28.92%
Neither agree nor disagree	27.45%
Disagree	14.89%
Strongly disagree	13.08%